

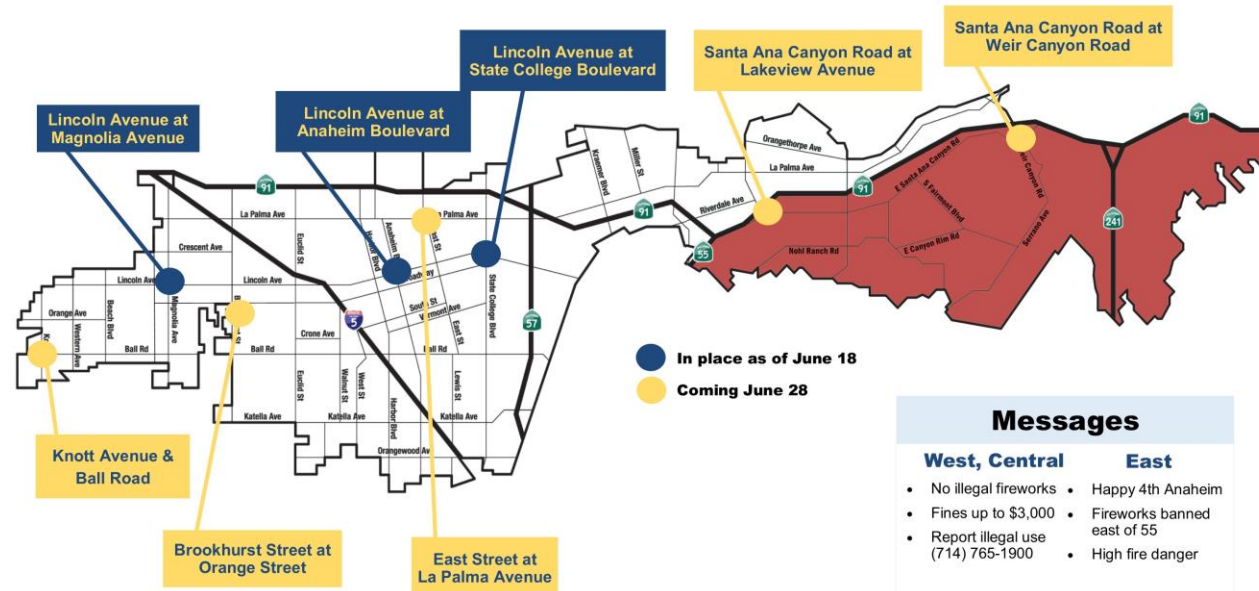
# 2018 Anaheim Fireworks Report

# Fourth of July Task Force

- Fire & Rescue, Police, Code Enforcement, Community Services, Utilities, Public Works, City Manager's Office
- Enforcement Task Force Period: Friday, June 29- Wednesday, July 4
- Implementation of Communications Plan
- Increased dispatch staffing
- Dedicated enforcement teams
- Enhanced technology



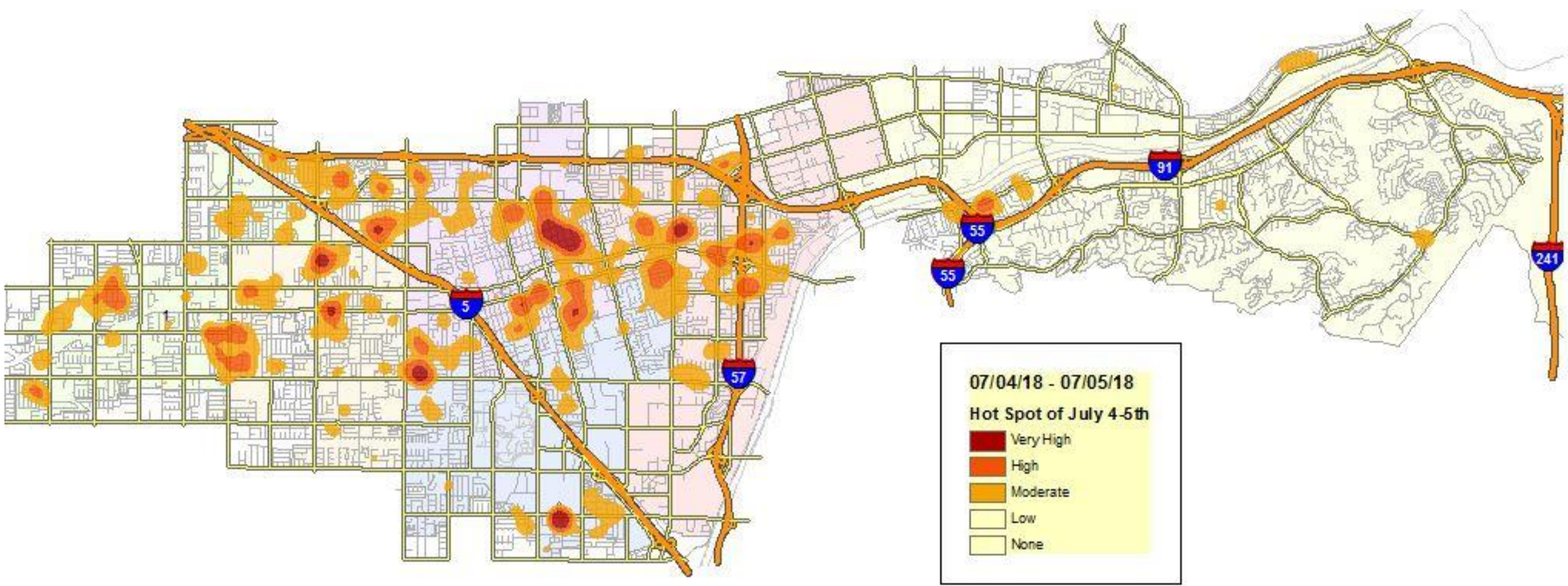
## Anaheim Fireworks Digital Message Boards



# Number of Calls to Police Department

Calls for Service								
Year	29-Jun	30-Jun	1-Jul	2-Jul	3-Jul	4-Jul	5-Jul	Total
2018	77	103	82	60	85	477	42	926
2017	41	48	79	87	123	385	52	815
2016	30	37	64	99	162	454	82	928

Operations and Enforcement Costs	
2018	\$76,981
2017	\$52,403
2016	\$43,185



# Significant Incidents

- Two tree fires on July 4, one the result of illegal fireworks
- One garage fire on July 4, originally thought to be fireworks related, but after further investigation, ruled an accident

# Ongoing Challenges

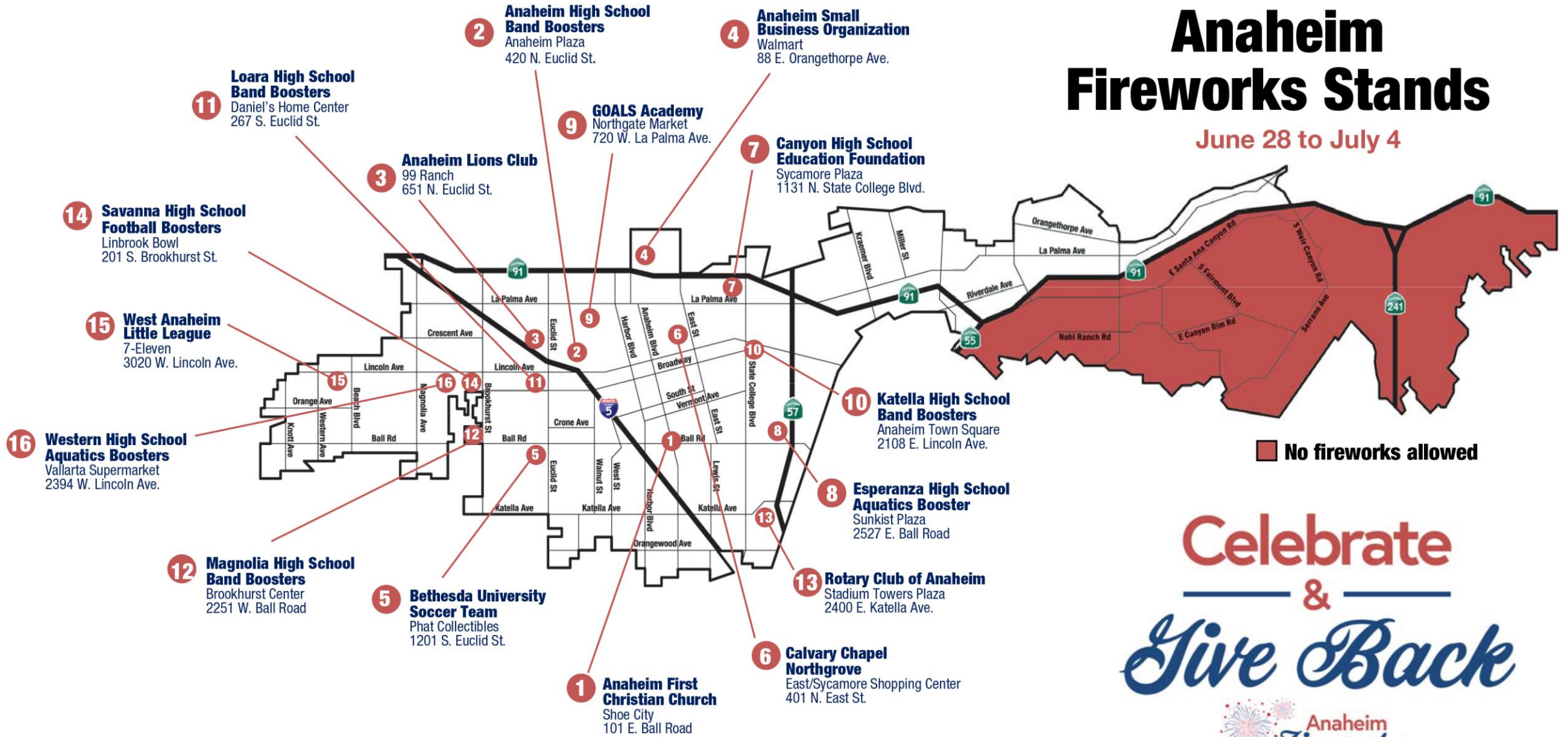
- Volume of illegal fireworks continues to increase across the region
- Ongoing challenge in locating fireworks calls and citing an individual
- General population has become more indifferent toward fireworks enforcement personnel
- Need to adjust enforcement tactics

# 2018 Fireworks Sales Program Summary

- 16 sales permits issued
- 8 were designated for public high schools in Anaheim
- Remaining 8 were distributed via a lottery to qualified organizations
- Sales occurred from June 28- July 4
- In total, the 2018 Fireworks Sales Program raised \$202,573
- Each of the 16 nonprofits raised between \$2,370 to \$28,700
- Average net sales \$12,661

# Anaheim Fireworks Stands

June 28 to July 4



■ No fireworks allowed

Celebrate  
&  
*Give Back*





Non-Profit Organization	Net Profit
American First Christian Church	\$14,274
Anaheim High School Band Boosters	\$14,296
Anaheim Host Lions Club	\$7,501
Anaheim Small Business Organization	\$10,832
Bethesda University Soccer	\$5,496
Calvary Chapel Northgrove	\$13,649
Canyon High School Education Foundation	\$28,142
Esperanza High School Aquatics Booster	\$18,163
GOALS Academy	\$9,118
Katella High School Band Boosters	\$28,710
Loara High School	\$14,132
Magnolia High School Ban Boosters	\$12,989
Savanna High School Band & Pageantry	\$11,725
The Rotary Club of Anaheim	\$6,873
West Anaheim Little League	\$2,370
Western High School Football Boosters	\$4,303
<b>Total</b>	<b>\$202,573</b>
<b>Average per group</b>	<b>\$12,661</b>

# Sales Program Three Year Overview

Year	Total Sales
2018	\$202,573
2017	\$202,900
2016	\$93,633

# 2018 Anaheim Fireworks Report