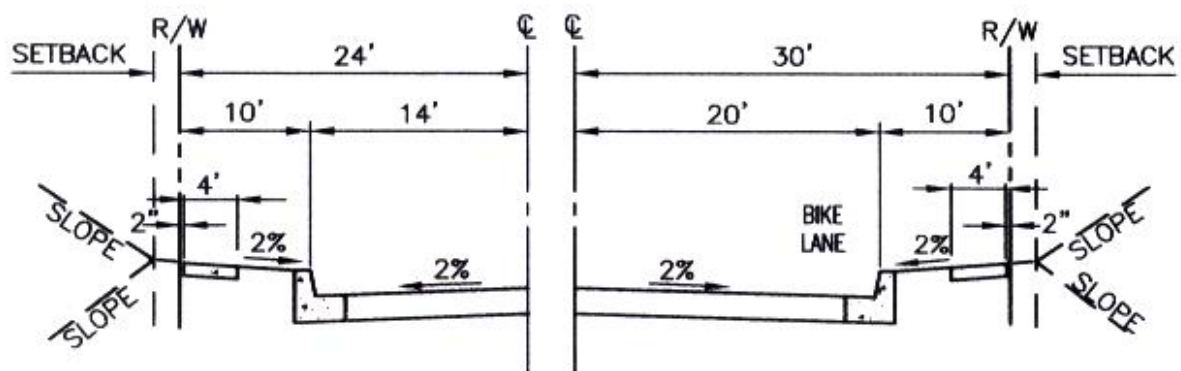
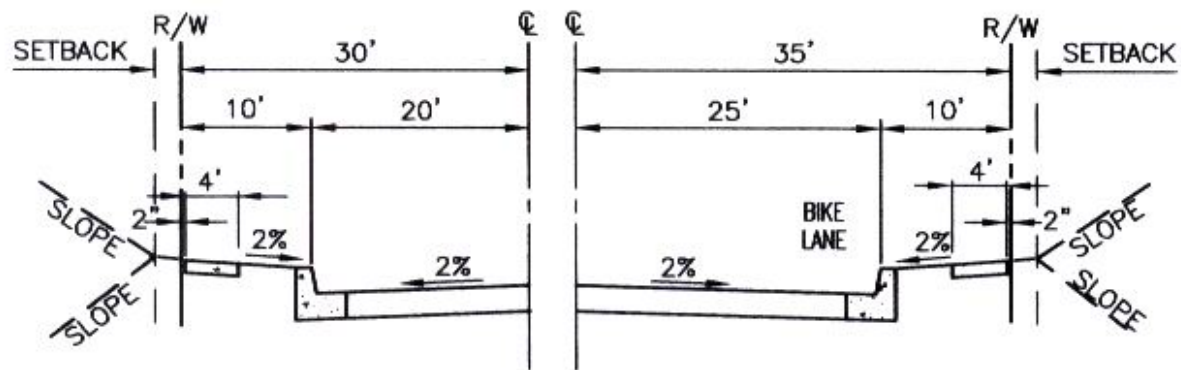


HILLSIDE INTERIOR

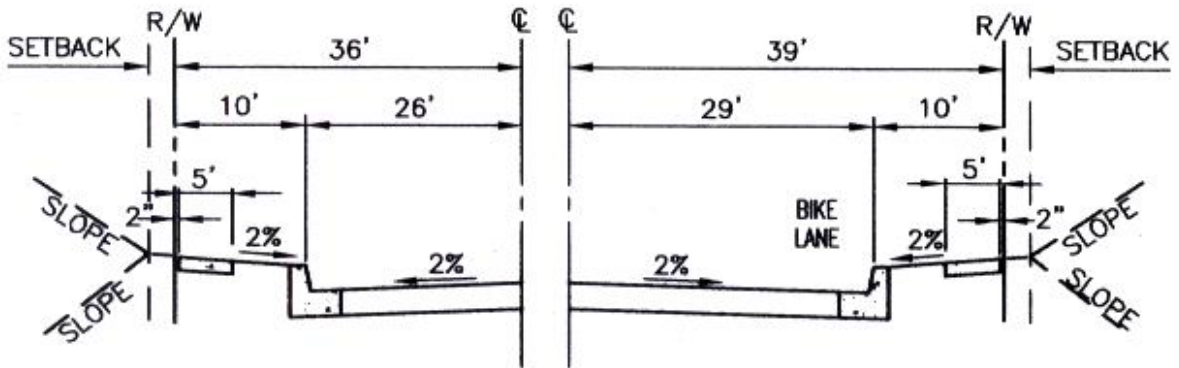


HILLSIDE COLLECTOR

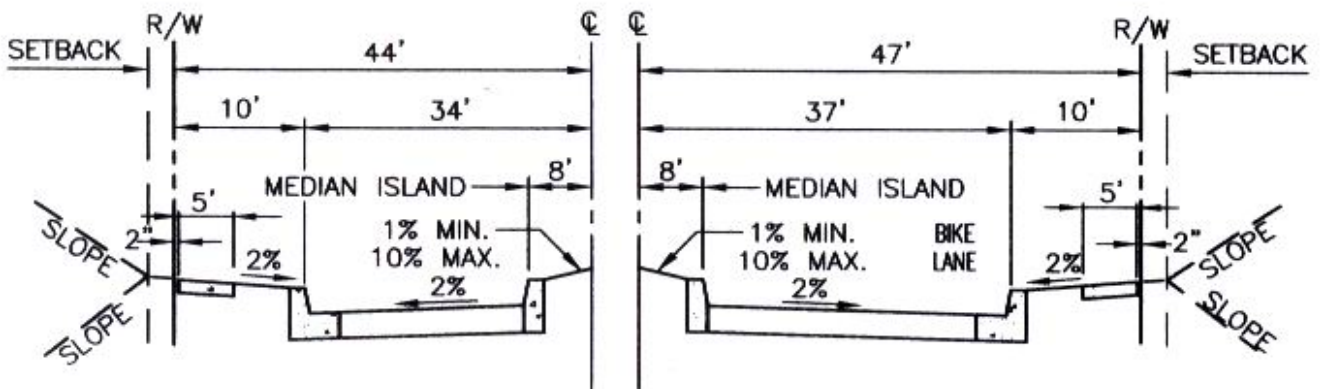


**HILLSIDE COLLECTOR
(PARKING)**

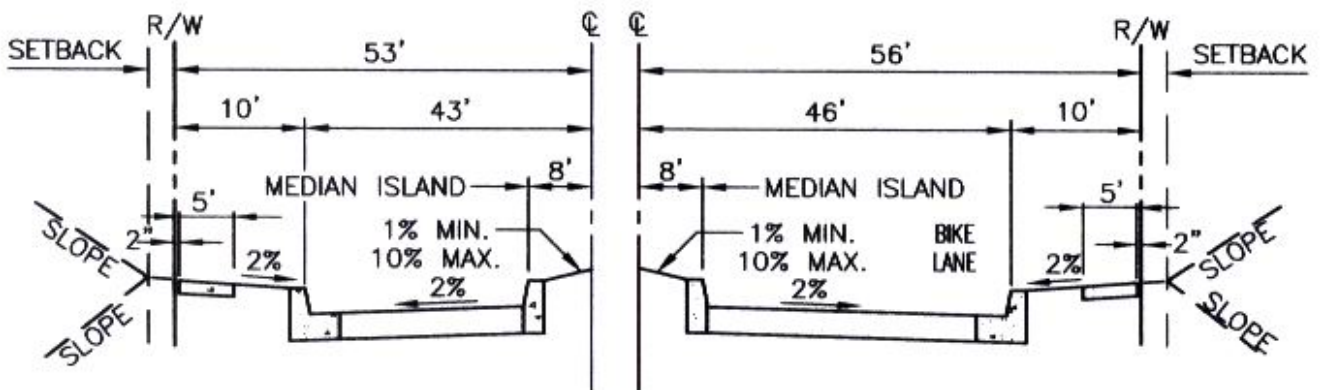
REC'D <i>[Signature]</i> DEPUTY CITY ENGINEER	1/12/04 DATE	APP. <i>[Signature]</i> D.P.W. / CITY ENGINEER	1/13/04 DATE	A	4/14/04 REVISED	<i>[Signature]</i> BY
CITY OF ANAHEIM DEPARTMENT OF PUBLIC WORKS						
HILLSIDE STREET AND HIGHWAY SECTIONS					STANDARD DETAIL NO. 161-A	
USE WITH STANDARD SPECIFICATIONS FOR PUBLIC WORKS CONSTRUCTION					SHEET 1 OF 3	






HILLSIDE SECONDARY



**HILLSIDE PRIMARY
(FOUR LANES)**





**HILLSIDE PRIMARY
(SIX LANES)**

REC'D  DEPUTY CITY ENGINEER	1/12/04 DATE	APP.  D.P.W. / CITY ENGINEER	1/13/04 DATE	A	4/14/04 REVISED	 BY
CITY OF ANAHEIM DEPARTMENT OF PUBLIC WORKS						
HILLSIDE STREET AND HIGHWAY SECTIONS					STANDARD DETAIL NO. 161-A	
USE WITH STANDARD SPECIFICATIONS FOR PUBLIC WORKS CONSTRUCTION					SHEET 2 OF 3	

NOTES:

1. PAVEMENT SECTIONS SHALL BE DETERMINED BY SOIL "R" VALUE AND TRAFFIC INDEX AND SHALL BE SHOWN ON THE PROJECT PLANS.
2. MINIMUM PAVEMENT SECTIONS ARE AS FOLLOWS:
 - A) HILLSIDE INTERIOR: 4" A.C. OVER 4" A.B.
 - B) HILLSIDE COLLECTOR: 4" A.C. OVER 6" A.B.
 - C) HILLSIDE PRIMARY (4-LANE): 6" A.C. OVER 6" A.B.
 - D) HILLSIDE PRIMARY (6-LANE): 6" A.C. OVER 8" A.B.
3. FOR HILLSIDE SECTIONS THERE IS NO SEPARATE SPECIAL DESIGNATION FOR "MAJOR" OR "SCENIC EXPRESSWAY." SEE STD. DETAIL 160.
4. NO PARKING UNLESS OTHERWISE NOTED.
5. REFERENCE IS MADE TO ADJUSTMENTS TO THE SECTIONS BY ADOPTED CIRCULATION ELEMENT EXCEPTIONS, SPECIFIC PLAN DOCUMENTS, PRECISE ALIGNMENTS AND MASTER PLANS.

REC'D	 DEPUTY CITY ENGINEER	1/12/04 DATE	APP.	 D.P.W. / CITY ENGINEER	1/13/04 DATE				
CITY OF ANAHEIM DEPARTMENT OF PUBLIC WORKS									
HILLSIDE STREET AND HIGHWAY SECTIONS								STANDARD DETAIL NO. 161-A	
USE WITH STANDARD SPECIFICATIONS FOR PUBLIC WORKS CONSTRUCTION								SHEET 3 OF 3	