




# SHELTER IN PLACE

## Chemical Emergency... Where To Go? What To Do?



1. Go indoors immediately.  
Vaya adentro inmediatamente.



2. Close doors and windows.  
Cierre puertas y ventanas.




3. Shut off heaters & air conditioners\*.  
Close fireplace dampers.  
Apague calefactor y aire acondicionado\*.  
Cierre la ventila de la chimenea.



4. Additional precautions to consider: cover nose and mouth with wet cloth, seal windows.  
Otras precauciones para considerar: Cúbrase la nariz y boca con una toalla mojada y selle las ventanas.



5. Listen to KNX 1070AM, KFWB 980AM or local television station.  
Esuche las estaciones de radio KNX 1070AM, KFWB 980AM o su estación de television local.



6. Wait for additional instructions. Following an "all clear" message, air out your home.  
Espere por instrucciones adicionales. Siga el mensajede "All Clear." Ventile su hogar.

Although the chance of a significant chemical release is small, the possible health effects could be serious. Therefore, it is important for you to know what to do. These accidental releases can occur quickly. For the first few minutes of any emergency, you will be on your own and you will need to rely on your senses.


**If you are outdoors and you smell a strong chemical odor, protect yourself by immediately going inside the nearest building, home or vehicle.** See reverse side for information on sheltering in place in your vehicle.

This is called **Shelter in Place** and is the best way to protect yourself and your family in the event of an accidental chemical release. This works because the outside air does not mix quickly with the air in these spaces when they are closed or sealed. Shelter in Place protects you from the most toxic vapors as the cloud passes.

\* For buildings in which heating and air conditioning are centrally controlled, contact the building superintendent or manager to ensure a proper response.

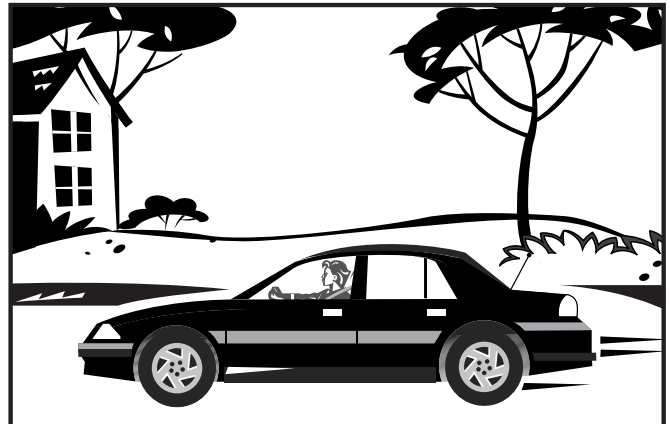
## TO SHELTER IN PLACE IN YOUR VEHICLE...

### PARKED



1. Shelter in Place. **DO NOT** start the engine!
2. Close windows, vents; turn off air conditioner/ heater.
3. Without starting your engine, turn your radio to **KNX (1070AM)** or **KFWB (980AM)** for further instructions.

### DRIVING



1. Continue driving unless directed otherwise by emergency personnel or traffic controls.
2. Close windows, vents; turn off air conditioner/ heater.
3. Turn your radio to **KNX (1070AM)** or **KFWB (980AM)** for further instructions.
4. If your vehicle stalls, **DO NOT** restart the engine. Shelter in Place.

## EVACUATION

Most chemical releases will last only a few minutes and staying inside should be adequate for your protection. If the release is prolonged, then the police or fire department may order evacuation. Evacuate only at the direction of police or fire officers.

## COMMUNITY AWARENESS & EMERGENCY RESPONSE

Industry, local government and service agencies have joined together to form CAER (Community Awareness & Emergency Response). CAER groups help to coordinate emergency response plans for our community.

**For additional information, please contact your local fire department or CAER organization.**

Beach Cities CAER  
PO. Box 2313  
El Segundo, CA 90245  
(310) 784-7770

