



# FY 2018/19 PRELIMINARY PROPOSED BUDGET CITYWIDE OVERVIEW & ADMINISTRATIVE DEPARTMENTS

May 8, 2018



# Overview

- **Economic Outlook**
- **FY 2018/19 Preliminary Proposed Expenditure Summary**
- **Staffing Review**
- **Administrative Departments**
- **Community Input**
- **Budget Schedule**



# Economic Outlook



## National

- Robust Growth expected to continue in 2018
- Reached Full Employment
- Business Fixed Investment will Drive Economy



## State

- Continued Economic Growth
- Lowest Unemployment Rate since 1976
- Home Building Continues to Grow



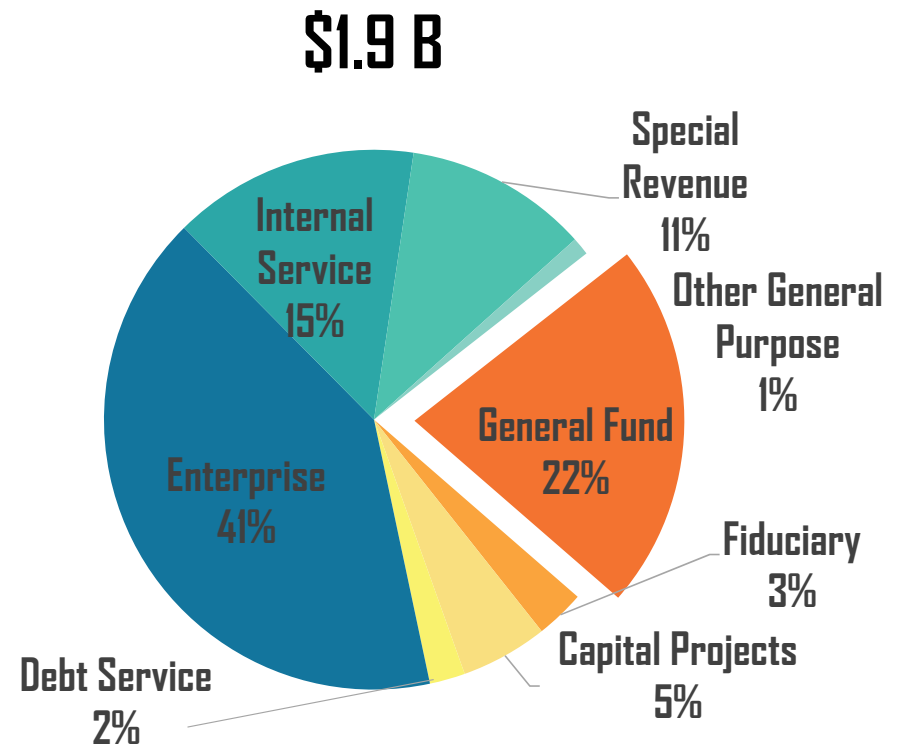
## Local

- Continued Job Growth
- Building Boom
- Leisure Sector Surging

# FY 2018/19 Preliminary Proposed Budget

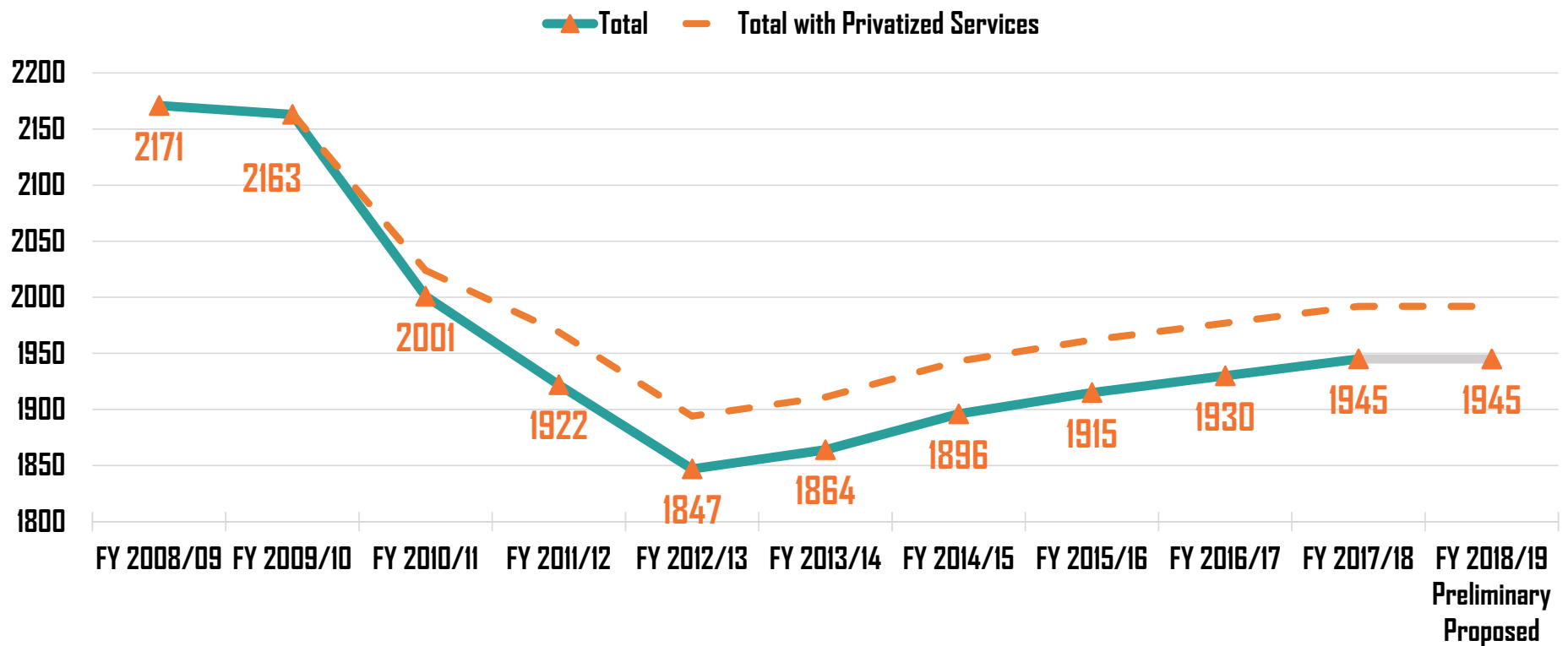
Funds	Amount
Enterprise Funds	\$771.4 M
General Fund	413.9
Internal Service	278.4
Special Revenues	207.7
Capital Projects	98.3
Other Restricted	95.6
Other General Purpose	20.1
<b>TOTAL</b>	<b>1.9 B</b>

\*May not sum due to rounding



## Citywide Uses

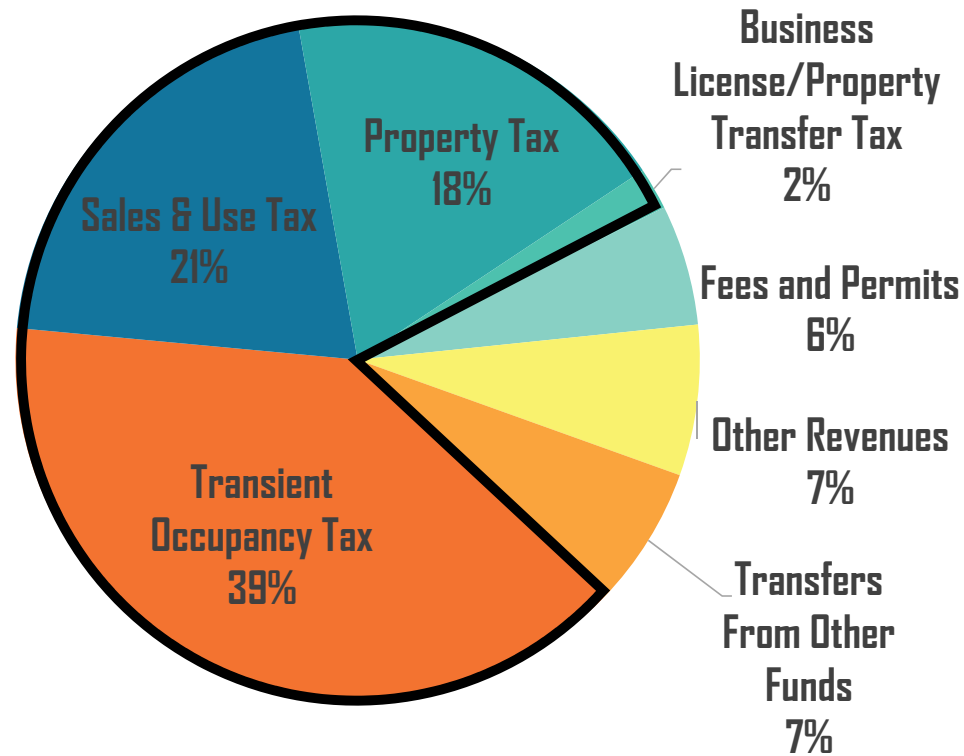
# Full-Time Staffing Review



Citywide All Funds

# General Fund Preview

\$413.9M

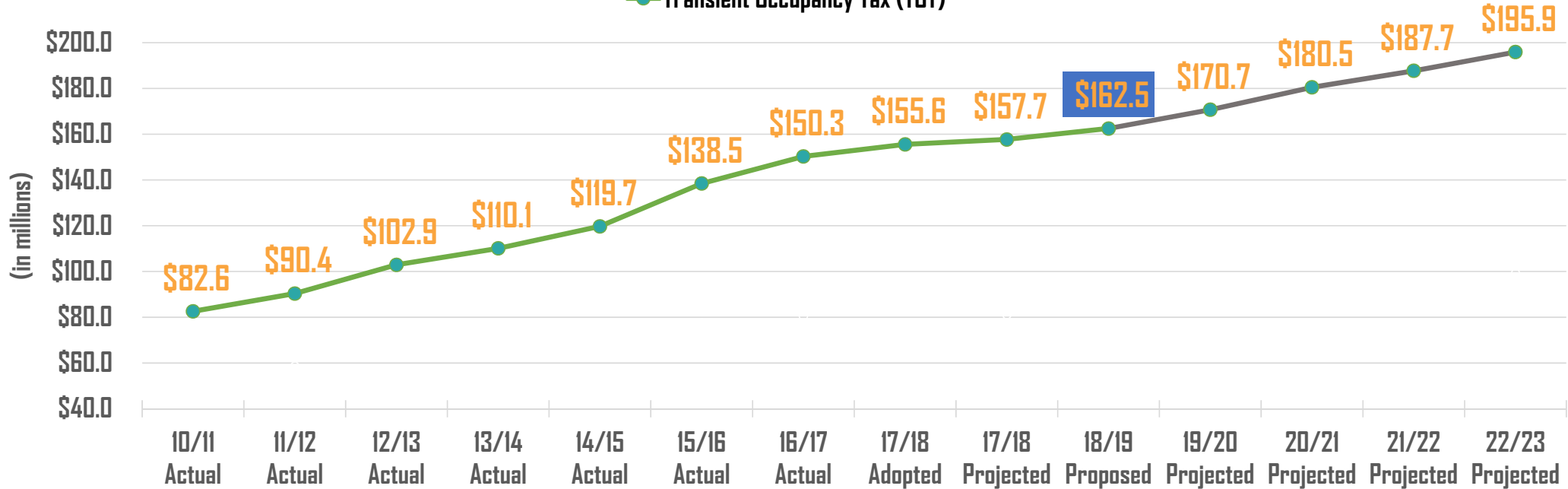


Financial Sources by Category

# General Fund Preview

## The Big Three

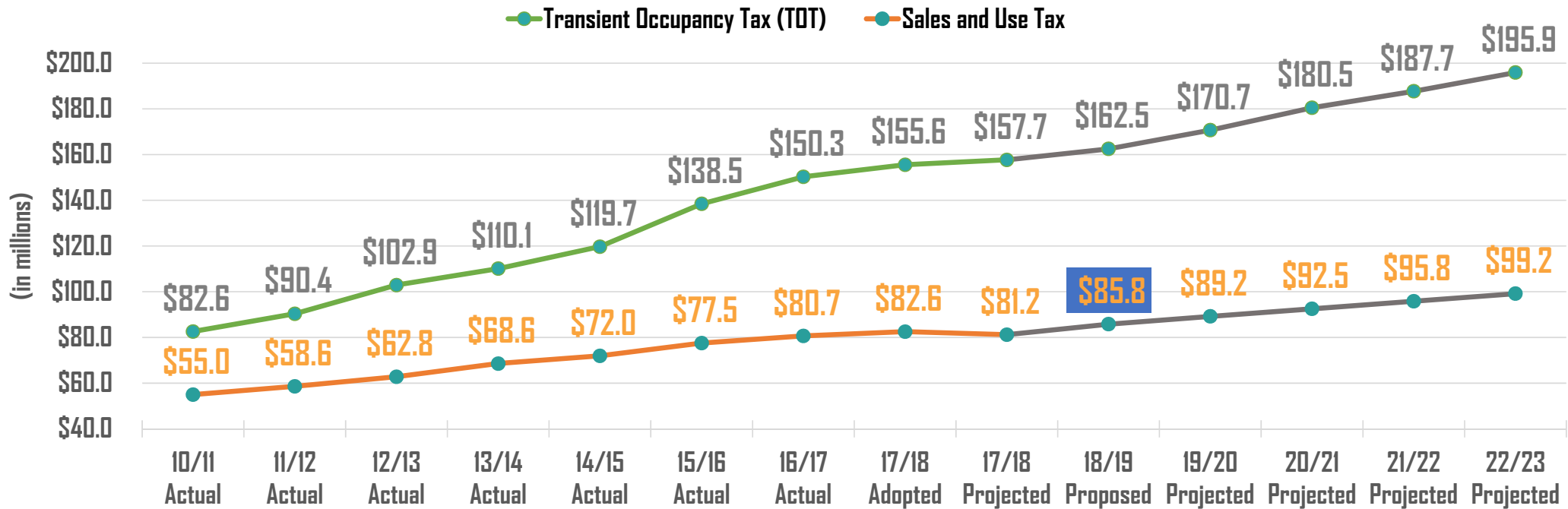
● Transient Occupancy Tax (TOT)



## Financial Sources

# General Fund Preview

## The Big Three

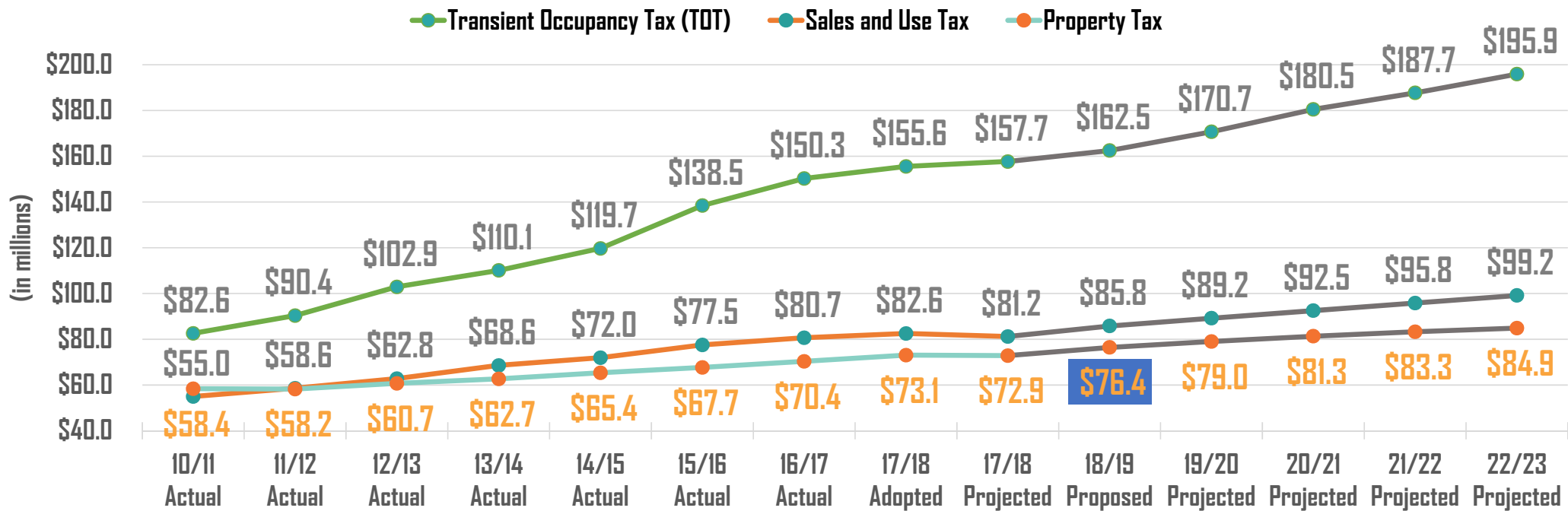


## Financial Sources



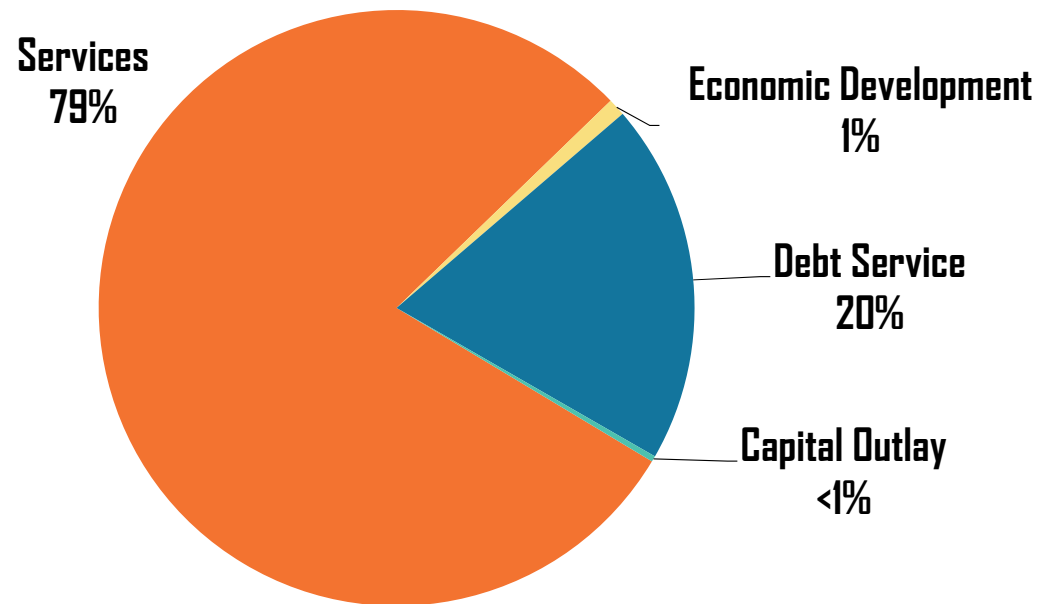
# General Fund Preview

## The Big Three



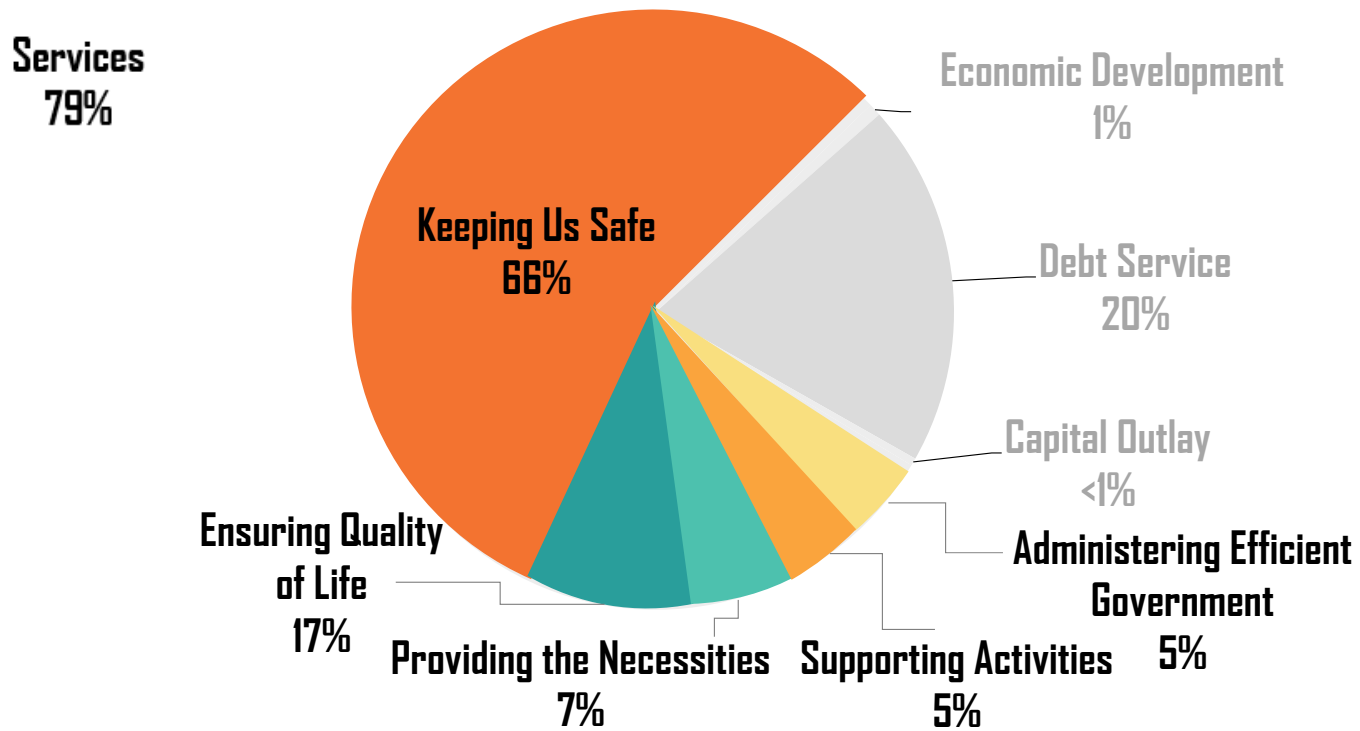
## Financial Sources

# General Fund Preview



## Financial Uses

# General Fund Preview



## General Fund Uses by Function

# Adopted 5-Year Forecast

\*May not sum due to rounding

	Fiscal Year				
	2017/18 Adopted	2018/19 Projected	2019/20 Projected	2020/21 Projected	2021/22 Projected
<b>Sources</b>					
Transient Occupancy Taxes	\$ 155.6	\$ 162.3	\$ 167.9	\$ 172.4	\$ 176.4
Sales and Use Taxes	82.6	85.1	88.3	91.2	94.3
Property Taxes	73.1	75.5	77.7	79.6	81.1
Other Revenues	58.5	60.0	62.0	63.6	65.3
Transfers In	28.0	28.1	29.3	29.9	29.5
<b>Total Sources</b>	<b>397.7</b>	<b>411.1</b>	<b>425.2</b>	<b>436.8</b>	<b>446.6</b>
<b>Uses</b>					
Expenditures	(312.8)	(324.3)	(337.4)	(349.1)	(360.4)
Transfers Out	(84.8)	(88.1)	(87.7)	(89.7)	(93.1)
<b>Total Uses</b>	<b>(397.6)</b>	<b>(412.3)</b>	<b>(425.1)</b>	<b>(438.8)</b>	<b>(453.4)</b>
<b>Sources Over/(Under) Uses</b>	<b>0.1</b>	<b>(1.2)</b>	<b>0.1</b>	<b>(2.0)</b>	<b>(6.8)</b>
Prior Year Surplus/Carryover					
Beginning Reserves	33.1	33.2	32.0	32.1	30.1
<b>Ending Reserves</b>	<b>\$ 33.2</b>	<b>\$ 32.0</b>	<b>\$ 32.1</b>	<b>\$ 30.1</b>	<b>\$ 23.3</b>

# Preliminary 5-Year Forecast

\*May not sum due to rounding

	Fiscal Year				
	2018/19 Preliminary	2019/20 Projected	2020/21 Projected	2021/22 Projected	2022/23 Projected
<b>Sources</b>					
Transient Occupancy Taxes	\$ 162.5	\$ 170.7	\$ 180.5	\$ 187.7	\$ 195.9
Sales and Use Taxes	85.8	89.2	92.5	95.8	99.2
Property Taxes	76.4	79.0	81.3	83.3	84.9
Other Revenues	61.3	62.1	63.4	64.8	66.2
Transfers In	27.9	28.0	28.1	28.2	28.4
<b>Total Sources</b>	<b>413.9</b>	<b>429.0</b>	<b>445.9</b>	<b>459.7</b>	<b>474.4</b>
<b>Uses</b>					
Expenditures (less PERS Discount Rate Changes)	(325.4)	(337.0)	(345.9)	(354.8)	(363.3)
PERS Discount Rate Changes	(1.1)	(2.4)	(5.9)	(8.5)	(11.3)
PERS Actuarial Changes		(0.4)	(0.5)	(0.5)	(0.6)
Transfers Out	(87.5)	(89.1)	(92.5)	(96.6)	(100.3)
<b>Total Uses</b>	<b>(413.9)</b>	<b>(428.9)</b>	<b>(444.8)</b>	<b>(460.5)</b>	<b>(475.6)</b>
<b>Sources Over/(Under) Recurring Uses</b>	<b>0.0</b>	<b>0.2</b>	<b>1.1</b>	<b>(0.7)</b>	<b>(1.1)</b>
Beginning Reserves	34.3	34.3	34.5	35.6	34.8
<b>Ending Reserves</b>	<b>\$ 34.3</b>	<b>\$ 34.5</b>	<b>\$ 35.6</b>	<b>\$ 34.8</b>	<b>\$ 33.7</b>

# Administrative Departments

## GENERAL GOVERNMENT

City Council

City Administration

City Attorney

City Clerk

## SUPPORTING ACTIVITIES

Finance

Human Resources

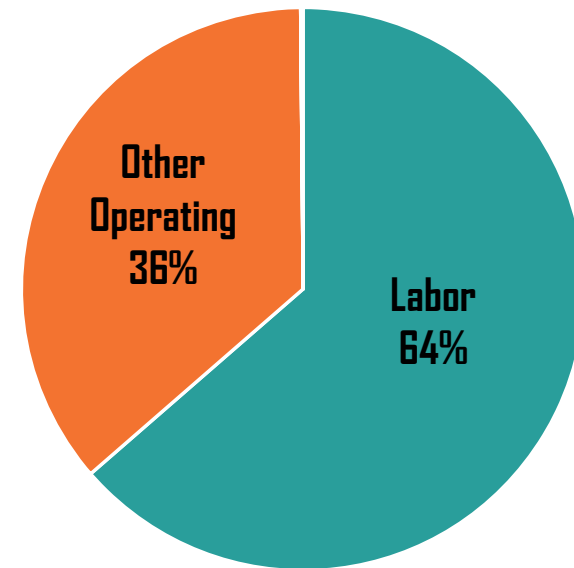
- Provide leadership to carry out Council policies, impart the legal defense and support vital record-keeping functions of the City.
- Evaluate internal controls and provide independent appraisals to maximize revenues and prevent internal risk.
- Protect the City's assets through the acquisition, accounting and investment of resources.
- Support City operations through the hiring and development of quality staff.

Core Services

# FY 2018/19 Preliminary Proposed Budget

\*May not sum due to rounding

	General Fund	Other Funds	Total Budget	% of General Fund Uses
City Council	\$1.3	\$0.0	\$1.3	0.3%
City Administration	6.0	0.0	6.0	1.5%
City Attorney	8.3	0.1	8.4	2.1%
City Clerk	2.0	0.0	2.0	0.5%
Finance	12.1	28.0	39.0	3.1%
Human Resources	3.2	226.0	229.2	0.8%
<b>Total</b>	<b>\$31.8</b>	<b>\$254.1</b>	<b>\$285.9</b>	<b>8.4%</b>




(in millions)

## Administrative Departments

# Highlights

## CITY ADMINISTRATION:

- **City Manager's Office:** Support and facilitate citywide projects including fireworks, Homeless Outreach, and many more
- **Communications:** Reached 6 million+ on social media and 300k+ through Anaheim magazine, Andy Anaheim newsletter, and more
- **Audit:** Completed 40 + TOT audits, established a standardized review process and commenced reviews of 240+ short-term rental hardship applications filed with the city



## CITY ATTORNEY:

- Prepared, reviewed, and executed over 667 agreements, ordinances, and resolutions
- Reviewed more than 14,000 violations of the Anaheim Municipal Code and State Law



## CITY CLERK:

- **Lobbyist Registration Program:** Implementation of program with online access to lobbyist registry and quarterly reports
- **Passport Acceptance Facility:** Processed over 2,500 passport applications
- **A/V System Upgrade in Council Chamber**



City of Anaheim  
Office of the City Clerk

Please submit completed form(s) to:  
Mail or in person: Office of the City Clerk  
200 S. Anaheim Blvd. Ste. 217, Anaheim, CA 92805; or  
Email: tbaas@anaheim.net; or Fax: (714) 765-4105

### LOBBYIST REGISTRATION FORM

I/We qualify as a lobbyist on \_\_\_\_\_  
A lobbying firm/lobbyist shall register with the City Clerk within fifteen (15) days of the date of receiving or becoming entitled to receive five hundred dollars (\$500) or more in a calendar month while lobbying the City of Anaheim or any regional agency in which Anaheim has a voting role.

PART I - LOBBYIST INFORMATION			
NAME OF LOBBYIST (Last, First, MI.)		NAME OF LOBBYING FIRM (if applicable)	
BUSINESS EMAIL	BUSINESS PHONE (000) XXX-XXXX	ALT. BUSINESS PHONE (000) XXX-XXXX	
BUSINESS ADDRESS	CITY	STATE	ZIP CODE

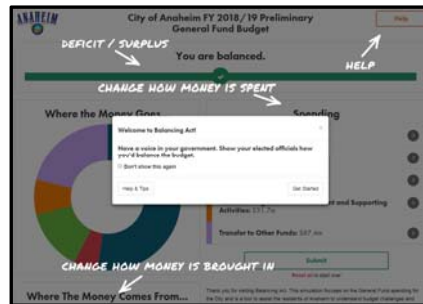


# Highlights

## FINANCE:

- **Financial Reporting:** S&P raised the credit rating of the City Treasurer Investment Portfolio from “AAf” to “AA+f”
- **Information Services:** Increased online services to include community engagement tools such as Balancing Act, CIP story maps, GIS data, maps, and applications such as Andy’s Map

S&P Global  
Ratings  
AA+f



## HUMAN RESOURCES:

- **City Employees:** As of April 20, 2018, received 202 recruitment requisitions, reviewed ~24,000 applications, hired 163 employees, and promoted 134 employees
- **Employee Training:** By June 30, 2018, will have provided a total of 77 training classes with ~1,641 participants
- **Business Optimization:** Improved recruitment strategy to streamline hiring process and complete standard recruitments within 60 days



## Supporting Activities

# Community Input

## ■ 3 Community Outreach Budget Meetings

### ■ Areas of interest:

- Spaces for youth programs and services
- Clean and safe parks
- Public safety
- Homeless services
- Street repairs
- LED lighting
- Public safety
- Homeless services

**Instructions:** Imagine you have \$100 you can reallocate to different departments. Pencil in how you would change the current allocation. Remember, if you take away from one department, you may affect the service levels for that department. If you increase the amount for another department, briefly explain why.

**Disclaimer:** This is a sample exercise to gauge where your priorities are and is not a real document used to allocate city funds.

Department	Preliminary Allocation	Your Allocation
Police Department	\$42	
Fire and Rescue Department	\$22	
Community Services	\$10	
Planning & Building	\$7	
Public Works	\$6	
Community & Economic Development	\$1	
Convention, Sports, & Entertainment	\$1	
Public Utilities	\$1	
Administrative Services	\$10	
<b>Total</b>	<b>\$100</b>	<b>\$100</b>

We want to better understand your allocation. Can you share why you want more services over another?

For more ways to provide input and share your priorities, go to [Anaheim.net/mycitybudget](http://Anaheim.net/mycitybudget)



# Budget Schedule

Date	Time	Topic
May 8	3 p.m.	Citywide Overview and Administrative Departments
→ May 15	3 p.m.	Police and Fire & Rescue
June 12	3 p.m.	Community Services, Public Works and Public Utilities
June 19	3 p.m.	Planning & Building, Community & Economic Development and Convention, Sports & Entertainment

\*Time is subject to change.

# Questions?