

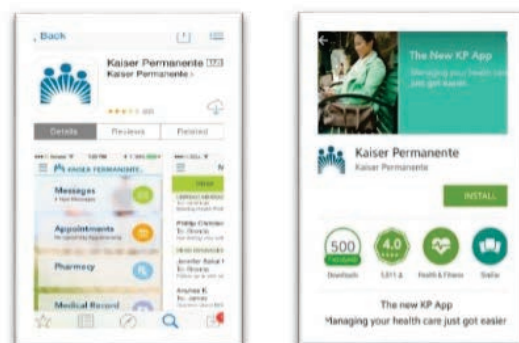
Get started!

With video appointments on your mobile device.

With just a few simple steps, you'll be ready to see your doctor — without the trip to the doctor's office.

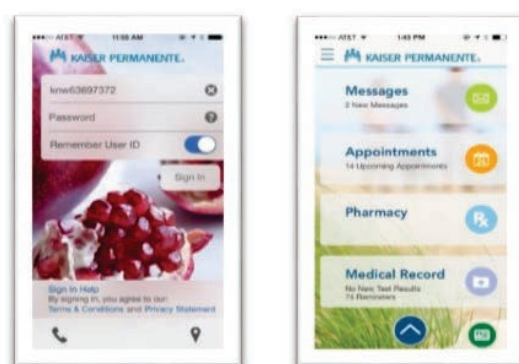
1 Download the Free Kaiser Permanente App

- Search keyword “Kaiser Permanente App”
- Click the download icon for the Apple™ App Store*
- Click the Install button for Google Play™*



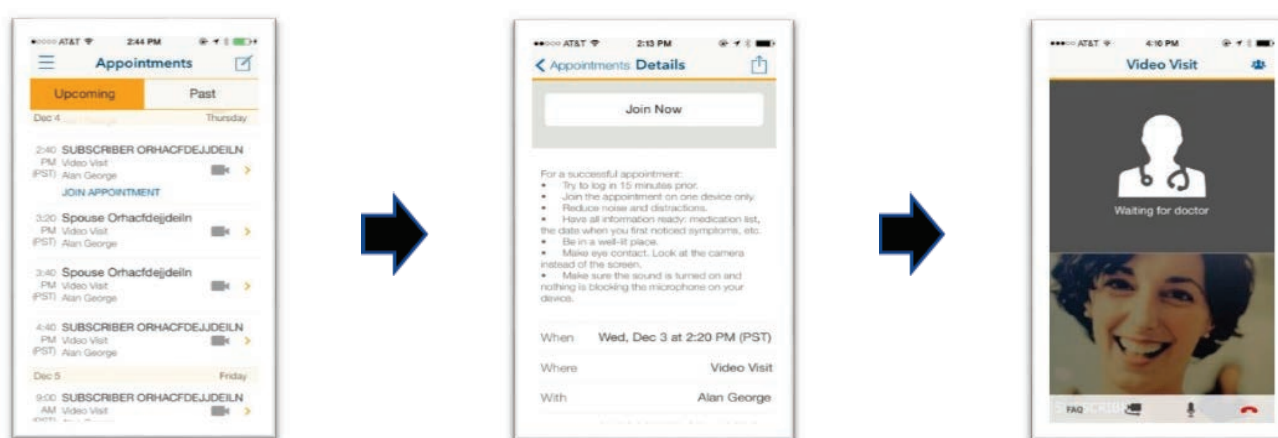
2 Login to your kp.org Account

- After logging in, you will see the main screen for your account.
- Select the 'Appointments' tab to continue to your Scheduled Appointments



3 Find your scheduled Video Visit appointment[‡]

Select the “Upcoming” tab on the appointment screen to see your upcoming appointments. Select your scheduled Video Visit. You will be allowed to Join your Video Visit by selecting “Join Now” if you are within the 15-minute appointment window.



Need help? Call 1-844-800-0820 Monday–Friday, 8:30 a.m. to 5 p.m.

* IOS is a trademark or registered trademark of Cisco in the U.S. and other countries and is used under license. iPhone, iPad, and iPod touch are trademarks of Apple, Inc., registered in the U.S. and other countries. Android is a trademark of Google, Inc.

‡ It is unlawful and not permitted to record any of the sessions with your doctor.

