

SCOPE: THIS STANDARD SHOWS VARIOUS STREET LIGHT CONSTRUCTION ON WOOD POLES FOR ROADWAY LIGHTING.

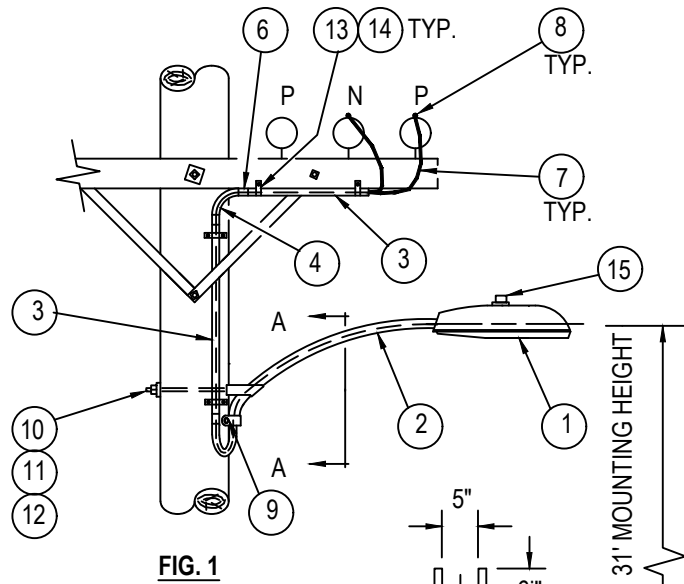
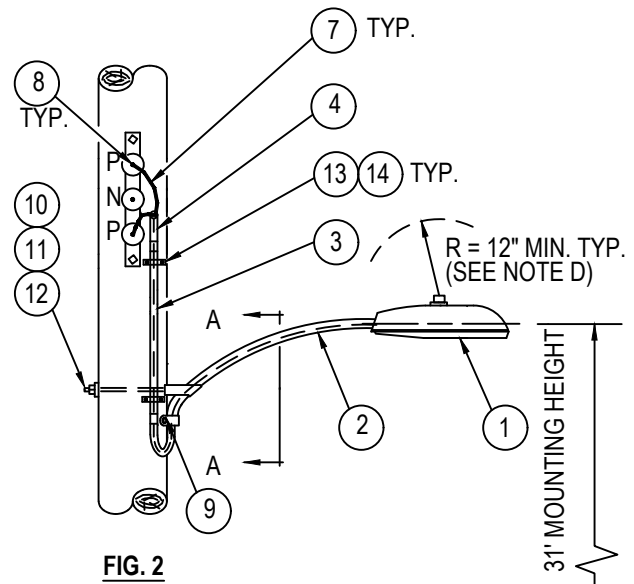
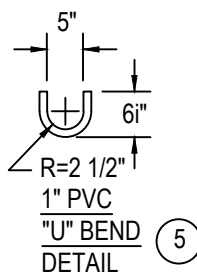


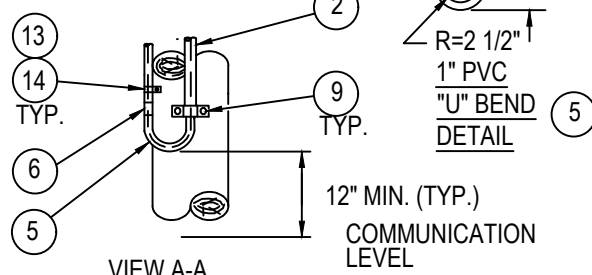
FIG. 1



**FIG. 2
RACK
CONST.**



1\"/>



VIEW A-A

120/240 VOLT SUPPLY ON SECONDARY ARM, SECONDARY RACK OR SINGLE POINT, LOCATED **ABOVE** STREET LIGHT MAST ARM.

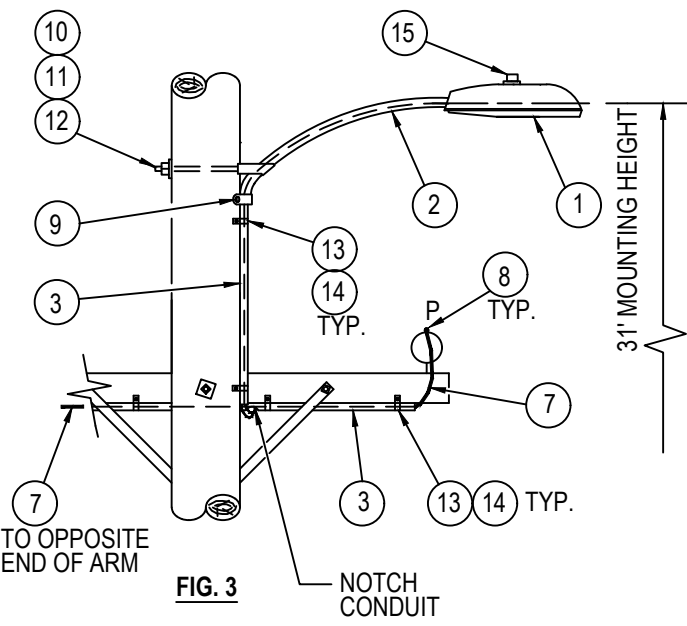
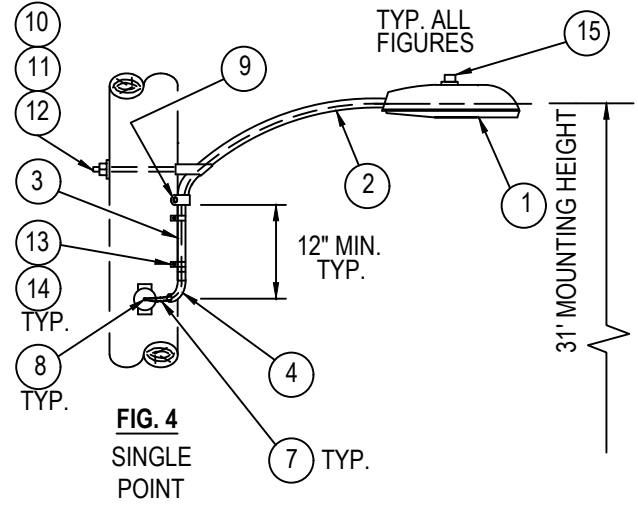


FIG. 3



**FIG. 4
SINGLE
POINT**

120/240 VOLT SUPPLY ON SECONDARY ARM, SECONDARY RACK OR SINGLE POINT, LOCATED **BELOW** STREET LIGHT MAST ARM.

FILENAME: L 135 REV 4

CITY OF ANAHEIM				
PUBLIC UTILITIES DEPARTMENT				
ELECTRICAL DIVISION				
T&D CONSTRUCTION STANDARDS				
APPROVALS				
PREP BY	T&D MGR	SYS PLN MGR	OPS MGR	SUB MAINT
MH	EB		DA	

REVISION KEYS: ADDED / REVISED TEXT ADDED / REVISED MATERIAL

**WOOD POLE MOUNTED
COBRA HEAD LUMINAIRE**

REVISION NO.	4
ISSUE DATE:	01-17
SHEET	1 OF 2
CONSTRUCTION STANDARD:	
L 135	

MATERIAL LIST

ITEM	QTY	DESCRIPTION	ANAHEIM PART NO.	COMPATIBLE UNITS
1	1	LUMINAIRE, LED, COBRA HEAD (EQUAL TO 100W HPS)	474085	L100LED120/240C
		LUMINAIRE, LED, COBRA HEAD (EQUAL TO 200W HPS)	474090	L200LED120/240C
2	1	ARM, MAST 2" x 8' LONG, GALV.	464020	MA8
3	AS REQ'D.	CONDUIT, PVC, 1", SCH. 80	478005	C1"
4	AS REQ'D.	BEND, CONDUIT, PVC, 1" x 90° STAND. R.	478125	CELL1"
5	AS REQ'D.	BEND, "U", PVC, 1"	478215	C-U1"
6	AS REQ'D.	CONDUIT COUPLING 1" PVC	478055	CCPLG1"PVC
7	AS REQ'D.	WIRE #8 AWG CU. 600V THW BLK.	446035	WS8CU-1C
8	2	CONNECTOR, TAPPIT 8-1/0 PAR. GRV.	552075	CNPG8-1/0AP
9	2	SCREW, LAG, 1/2" x 4 1/2" GALV., DR. POINT	566045	---
10	1	BOLT, MACH. 5/8" x LGTH REQ'D. W/NUT GALV.	550	---
11	1	WASHER, ROUND 5/8" GALV.	564035	---
12	1	WASHER, LOCK, 5/8" GALV.	564005	---
13	AS REQ'D.	STRAP, PIPE 1" GALV.	560005	---
14	AS REQ'D.	NAIL, ROOFING 1 1/2" GALV.	953405	---
15	1	CONTROL, PHOTO EYE, MULTI VOLTAGE FOR COBRA HEAD	468135	---

(E)
(E)
(E)
(E)
(E)
(E)

NOTES:

- A. 31' MOUNTING HEIGHT MEASURED FROM FINISH SURFACE DIRECTLY BELOW LUMINAIRE.
- B. LOCATE MAST ARM MOUNTING BOLT, ITEM 10, 22" BELOW MOUNTING HEIGHT.
- C. MAINTAIN RADIAL CLEARANCE FROM NEAREST SUPPLY CONDUCTOR PER L102.
- D. MAINTAIN 12" MIN. RADIAL CLEARANCE FROM PHOTO EYE CONTROL TO CROSSING SERVICE CONDUCTOR.
- (E) EXEMPT MATERIAL.
- F. MAINTAIN 12" MIN. CLEARANCE ABOVE COMMUNICATION LEVEL TO CLOSEST STREET LIGHT MATERIAL.
- G. PHOTO EYE CONTROL WINDOW TO FACE NORTH.
- H. ALL LUMINAIRE COMPATIBLE UNITS INCLUDE PHOTO CONTROL AND LAMP.

FILENAME: L 135 REV 4

CITY OF ANAHEIM PUBLIC UTILITIES DEPARTMENT ELECTRICAL DIVISION T&D CONSTRUCTION STANDARDS		REVISION KEYS:	ADDED / REVISED TEXT	ADDED / REVISED MATERIAL	NEW SHEET	NEW SHEET
		WOOD POLE MOUNTED COBRA HEAD LUMINAIRE				REVISION NO. 4
APPROVALS				ISSUE DATE: 01-17		
PREP BY	T&D MGR	SYS PLN MGR	OPS MGR	SUB MAINT	SHEET 2 OF 2	
<i>MH</i>	<i>EB</i>	---	<i>DA</i>	---	CONSTRUCTION STANDARD:	
					L 135	