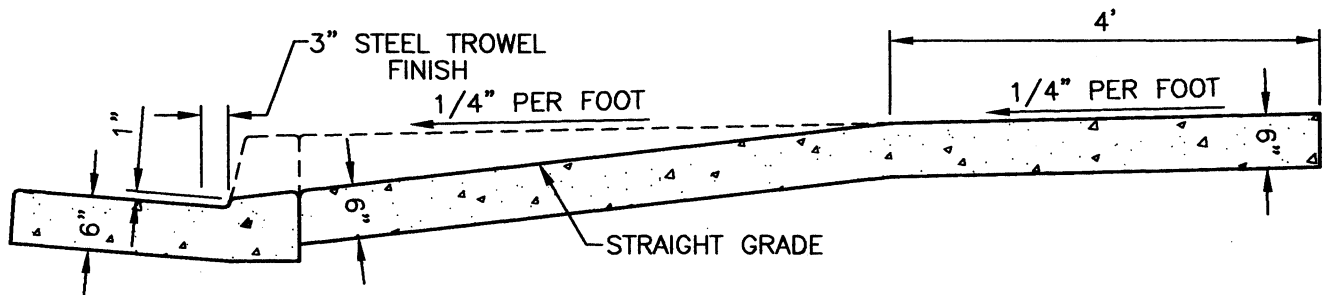


**CASE 1 PLAN**  
N.T.S.



**CASE 1 SECTION**  
N.T.S.

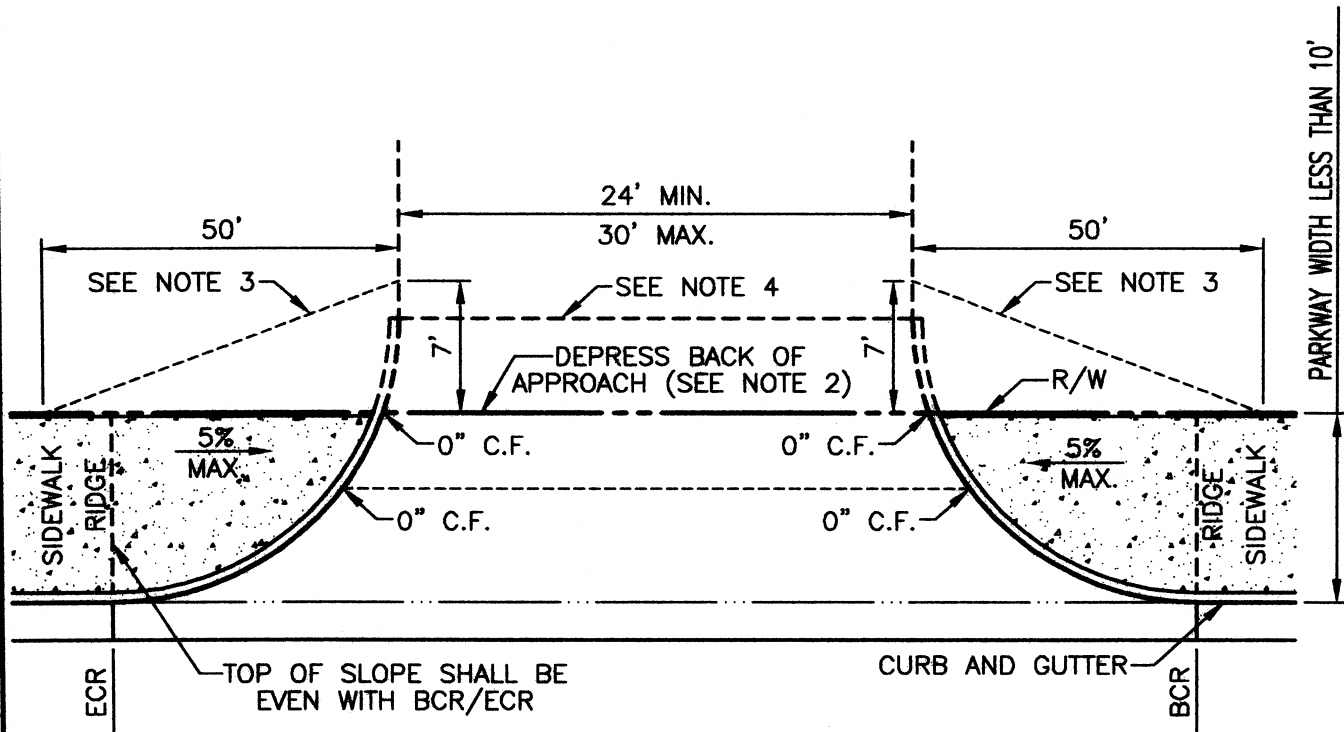
REC'D	<i>[Signature]</i>	12/29/03	APP.	<i>[Signature]</i>	12/30/03	B	9/29/04	<i>[Signature]</i>
	DEPUTY CITY ENGINEER	DATE		D.P.W. / CITY ENGINEER	DATE	A	04/14/04	<i>[Signature]</i>
							REVISED	BY

CITY OF ANAHEIM DEPARTMENT OF PUBLIC WORKS

**ARTERIAL HIGHWAY AND  
COMMERCIAL DRIVEWAY APPROACH**

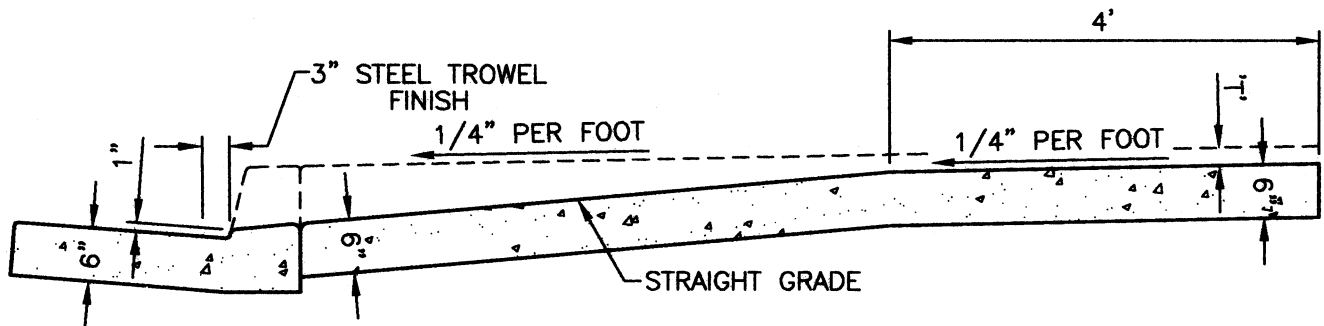
STANDARD DETAIL NO.  
**115-B**  
SHEET 1 OF 3

USE WITH STANDARD SPECIFICATIONS FOR PUBLIC WORKS CONSTRUCTION



**CASE 2 PLAN**

N.T.S.



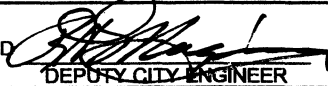



**CASE 2 SECTION**

N.T.S.

REC'D <i>[Signature]</i>	12/29/03	APP. <i>[Signature]</i>	12/30/03	B	9/29/04
DEPUTY CITY ENGINEER	DATE	D.P.W. / CITY ENGINEER	DATE	A	04/14/04
CITY OF ANAHEIM DEPARTMENT OF PUBLIC WORKS				REVISED	BY
<b>ARTERIAL HIGHWAY AND COMMERCIAL DRIVEWAY APPROACH</b>				STANDARD DETAIL NO.	
				<b>115-B</b>	
USE WITH STANDARD SPECIFICATIONS FOR PUBLIC WORKS CONSTRUCTION				SHEET 2 OF 3	

**NOTES:**

1. MINIMUM 'R':  
     10' STANDARD  
     15' FOR INDUSTRIAL DRIVEWAYS
2. FOR PARKWAY WIDTH LESS THAN 10' BUT GREATER THAN OR EQUAL TO 9', 'T' = 1". FOR PARKWAY WIDTH LESS THAN 9' BUT GREATER THAN OR EQUAL TO 8', 'T' = 2". FOR PARKWAY WIDTH LESS THAN 8', SPECIAL DESIGN AND APPROVAL BY CITY ENGINEER IS REQUIRED.
3. SIGHT DISTANCE AREA TO BE CLEAR OF ANY VISUAL OBSTRUCTION ABOVE 24" IN HEIGHT.
4. IF APPROACH ADJOINS CONCRETE PAVEMENT, SEE STANDARD DETAIL 131.
5. WEAKENED-PLANE JOINTS SHALL BE INSTALLED AT BOTH SIDES OF THE DRIVEWAY AND AT APPROXIMATELY 10' INTERVALS.
6. DRIVEWAY APPROACH SURFACE SHALL HAVE A HEAVY BROOM FINISH TRANSVERSE TO THE LINE OF TRAFFIC WHILE THE CURB AND GUTTER SHALL HAVE A LIGHT BROOM FINISH PARALLEL TO THE LINE OF TRAFFIC.
7. CONCRETE SHALL BE CLASS 520-C-2500 WITH A MAXIMUM SLUMP OF 4".

REC'D  DEPUTY CITY ENGINEER	12/29/03 DATE	APP.  D.P.W. / CITY ENGINEER	12/30/03 DATE	B A	9/29/04 04/14/04	BY  BY 
CITY OF ANAHEIM DEPARTMENT OF PUBLIC WORKS						
<b>ARTERIAL HIGHWAY AND          COMMERCIAL DRIVEWAY APPROACH</b>					STANDARD DETAIL NO. <b>115-B</b>	
USE WITH STANDARD SPECIFICATIONS FOR PUBLIC WORKS CONSTRUCTION					SHEET 3 OF 3	