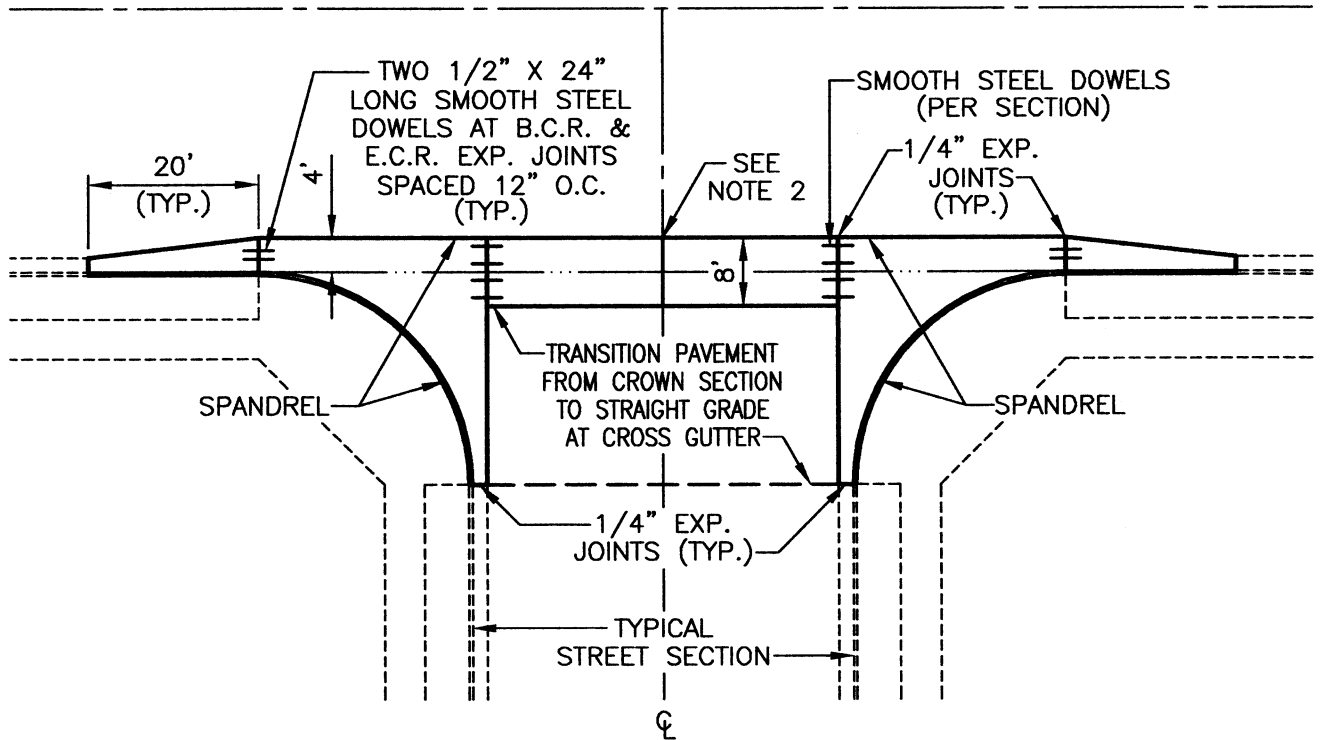


CROSS GUTTER SECTION
N.T.S.






PLAN VIEW
N.T.S.

REC'D	<i>[Signature]</i> DEPUTY CITY ENGINEER	12/29/04 DATE	APP.	<i>[Signature]</i> D.P.W. / CITY ENGINEER	12/30/04 DATE	A	9/29/04 REVISED	<i>[Signature]</i> BY
CITY OF ANAHEIM DEPARTMENT OF PUBLIC WORKS								
CROSS GUTTER							STANDARD DETAIL NO. 121-A	
USE WITH STANDARD SPECIFICATIONS FOR PUBLIC WORKS CONSTRUCTION							SHEET 1 OF 2	

NOTES:

1. CROSS GUTTER AND SPANDRELS SHALL HAVE A LIGHT BROOM FINISH PARALLEL TO DRAINAGE FLOW.
2. A WEAKENED PLANE JOINT SHALL BE ADDED AT MIDPOINT OF CROSS GUTTER.
3. CONCRETE SHALL BE CLASS 520-C-3250 WITH A MAXIMUM SLUMP OF 4".
4. SPANDREL AND CROSS GUTTERS SHALL BE 10" THICK P.C.C. PAVEMENT.

REC'D	 DEPUTY CITY ENGINEER	12/29/03 DATE	APP.	 D.P.W. / CITY ENGINEER	12/30/03 DATE	A	9/29/04		REVISED	BY
CITY OF ANAHEIM DEPARTMENT OF PUBLIC WORKS										
CROSS GUTTER								STANDARD DETAIL NO. 121-A		
USE WITH STANDARD SPECIFICATIONS FOR PUBLIC WORKS CONSTRUCTION								SHEET 2 OF 2		